




SafePath™ DH100 FRM-AI Combination Universal Time Delay Module

SENSORS & SWITCHES



Product Name

SafePath™ DH100

Featuring FRM-AI technology with Maximum Pattern Infrared™ (MPI™)

Manufacturer

MS SEDCO
8701 Castle Park Drive
Indianapolis, IN 46256
Phone: (800) 842-2545
www.mssedco.com

Product Description

BASIC USE

The SafePath™ DH100 is a combination 2-row motion, 3-row presence sensor designed to provide both activation and safety protection for automatic sliding and folding doors.

The DH100 is based on the most reliable active infrared (AI) technology available—Floor Reflection Method (FRM).

Floor Reflection Method™ (FRM™) sensors with Maximum Pattern Infrared™ (MPI™) provide better safety than other infrared sensors.

With FRM-AI, up to 48 individual detection zones are precisely reflected off of the floor in a rectangular pattern meeting and exceeding ANSI A156.10 guidelines.

SafePath Maximum Pattern Infrared (MPI™) sensors use more beams than other manufacturers—and provide a level of safety not found in other stand-alone infrared sensors.

The DH100 provides motion detection as far as 8 feet (2.4m) from the door while simultaneously providing a dense zone of presence detection at the threshold of the door. With a sensing area of up to 48 separate detection zones, the DH100 provides the highest density pattern available.

The DH100 is designed for easy field installation and adjustment. The pattern width and depth are both mechanically adjustable. In addition, the depth can be altered electronically from 5 to 2 rows. All adjustments are available without the use of proprietary set-up devices.

Technical Data

- Floor Reflection Method Active Infrared Technology (FRM-AI)
- One Sensor Provides Both Motion and Presence Detection
- Up To 48 Detection Zones
- Inner 3 Rows: 4 Presence Timer Settings
- Outer 2 Rows: 2 Motion Timer Settings
- Mounts Up To 9' (2.7m)
- Electronic Depth Adjustment From 5 to 2 Rows
- Independent Mechanical Tilt Adjustment for Inner 3 Rows of Presence and Outer 2 Rows of Motion
- Independent Mechanical Width Adjustment for Inner 3 Rows of Presence and Outer 2 Rows of Motion
- Quick-Connect Wiring Harness Included
- Four Frequency Settings
- 12V to 24V AC or DC Operation
- Form C Dry Relay Contact N.O., COM, N.C.
- Rain Cover Available (DHRC)

SPECIFICATIONS

Model	DH100
Detection Method	Floor Reflection Method Active Infrared (FRM-AI)
Max. Installation Height	9 ft. (2.7m)
Sensitivity Adjustment	Variable (via potentiometer)
Detection Area Adjustment	<p>Pattern Width:</p> <p>Inner 3 Rows = 2 Position Knob Outer 2 Rows = 2 Position Knob</p> <p>Pattern Depth:</p> <p>5 to 2 Rows + Independent Tilt Settings:</p> <p>Inner 3 Rows: 0° - 8° in 5 Steps Outer 2 Rows: 0° - 10° in 5 Steps</p> <p>Detection Beams:</p> <p>Up to 48 Beams Inner 2 Rows = 12 Beams/Row Outer 3 Rows = 8 Beams/Row</p> <p>Presence Detection:</p> <p>1, 2 & 3 Rows (Door)</p> <p>Motion Detection:</p> <p>4 & 5 Rows (Approach)</p>
Power Requirements	12V to 24V AC or DC ± 10%
Power Consumption	AC24V-2VA, AC12V-1.5VA DC24V-50mA, DC12V-80mA
Output Contact	Form C Relay, DC50V 0.1A Resistor Load
Output Holding Time	Approx. 0.5 Seconds
Presence Timer	(Rows 1, 2 & 3 Only) 2, 15, 60 sec. & infinity
Motion Timer	(Rows 4 & 5 Only) 2, 15 sec.
Operation Indication	Red LED = Detection Green LED = Monitoring Area Orange LED = Abnormal
Enclosure Rating	IP54 (IEC60529)

72007

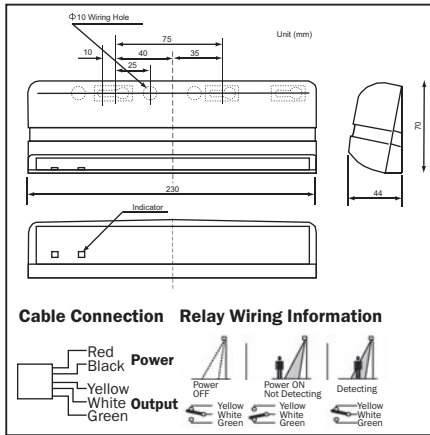
SafePath™ DH100 FRM-AI Combination Motion & Presence Sensor



SENSORS & SWITCHES

Temperature Range	-4°F to 140°F (-20°C to 60°C)
Weight	Approx. 0.55 lbs. (0.25 kg)
Cover Color	Black
Accessories	Cable: 5 ft. (1.5m)

DIMENSIONS



APPLICABLE STANDARDS

American National Standards Institute (ANSI) - Building Hardware Manufacturers Association (BHMA) - ANSI/BHMA A156.10.

Enclosure Rating IP54 (IEC60529)

APPROVALS

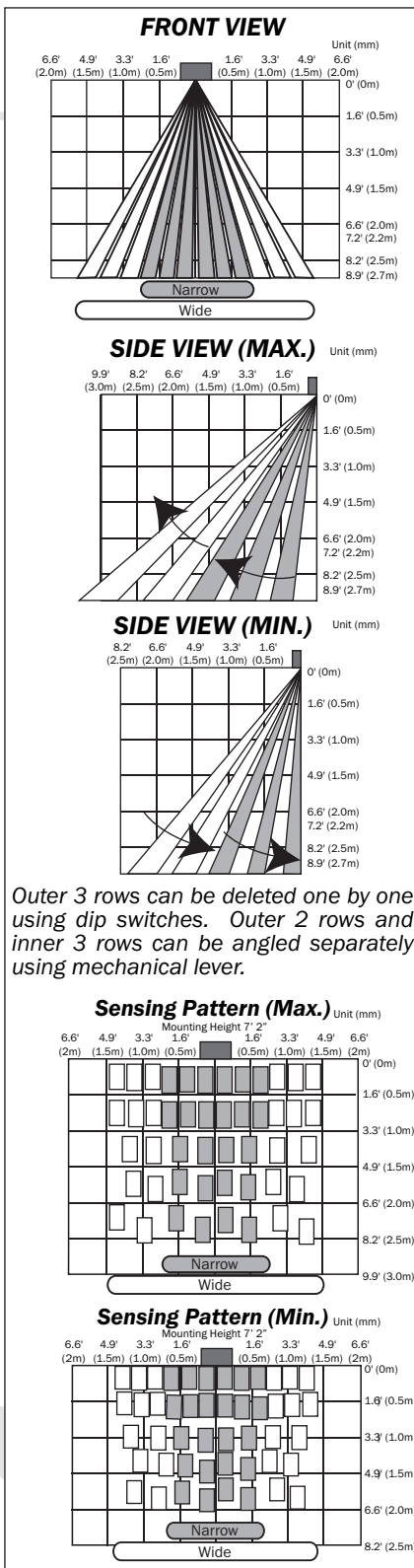
CE

Installation

SETUP AND ADJUSTMENT

The DH100 installs easily. Simple amp connectors make wiring fast. Pattern width is selected by mechanical knobs. Pattern depth is adjustable via mechanical side levers. The indicator LED is clearly visible with the cover on. An 8 position dip switch allows the installer to adjust presence/motion timers, pattern depth, frequency, monitoring modes.

COVERAGE PATTERN



Outer 3 rows can be deleted one by one using dip switches. Outer 2 rows and inner 3 rows can be angled separately using mechanical lever.

(These detection patterns are approximate and will vary slightly. Walk-test the unit to assure the pattern desired.)

Availability & Cost

AVAILABILITY

Available internationally from manufacturer's authorized distributors; contact MS SEDCO for the location of nearest distributor.

COST

Cost information on MS SEDCO products is available from the manufacturer's authorized distributors.

Warranty

A three year warranty is available from the manufacturer covering defects in materials and workmanship. Contact MS SEDCO for details.

Maintenance

MS SEDCO recommends that all maintenance and adjustments be performed by an AAADM Certified Technician.

Technical Services

MS SEDCO's staff of factory trained sales and service personnel offer design assistance and technical support. Local distributors are also available to assist in selecting appropriate devices for specific uses and to provide onsite installation.

72007