



Sedco 730 Series Combination Keyswitches and Push Plate Switches



#730-59J-H

Product Name

Sedco 730 Series

Combination Keyswitches and Push Plate Switches

Manufacturer

MS SEDCO
8701 Castle Park Drive
Indianapolis, IN 46256
Phone: (800) 842-2545
www.mssedco.com

- 4 1/2" x 4 1/2" Formed Stainless Steel Back Plate
- Keyswitch—UL Listed DPDT Toggle Switch (Maintained or Momentary) 1 Amp Rated
- Push Plate Switch—UL Listed "Cherry Switch", SPDT, Mom. , 15 Amp @ 125V AC
- Push Plate Switch—Rubber "Bellows" Increases Weather Protection (included)
- Fits 2-gang Electrical Box or MS SEDCO Surface Mount Box
- Special Finishes: US3, US4, US10, US10B, US32
- Radio Control Versions Available
- Mortised Cylinder Available Separately

Product Description

BASIC USE

The 730 Series combination keyswitches and push plate switches are designed to provide reliable and secure activation of any low voltage device.

These unique devices are two switches in one. The keyswitch and the push plate switch can be set up to work independently of each other or the keyswitch can turn the push plate switch on and off, providing an economical way to secure the push plate switch after hours.

DIMENSIONS

See Reverse

APPLICABLE STANDARDS

American National Standards Institute (ANSI) - Building Hardware Manufacturers Association (BHMA) - ANSI/BHMA A156.10 & A156.19.

APPROVALS


UL (Micro-Switch)

Installation

The 730 combination keyswitch is easy to install. It mounts directly to any 2-gang wall box or an MS SEDCO surface mount box. Wiring is made simple with a plugable wiring harness (consult installation instructions for specific wiring directions).



#730-59J-HSS



#730-59J-P

Technical Data

- Keyswitch Operates By 1 1/8" - 1 1/4" Mortised Cylinder
- Push Plate Switch Utilizes a 1 1/2" x 4 1/4" All Active Face Plate

Sedco 730 Series Combination Keyswitches and Push Plate Switches



SENSORS & SWITCHES

Availability & Cost

AVAILABILITY

Available internationally from manufacturer's authorized distributors; contact MS SEDCO for location of nearest distributor.

COST

Cost information on MS SEDCO products is available from the manufacturer's authorized distributors.

Warranty

MS SEDCO, Inc. guarantees this product to be free from manufacturing defects for three years from date of installation. Unless MS SEDCO is notified of the date of installation, the warranty will be in effect for three years from the date of shipment from our factory. If, during the first three years, this product fails to operate and has not been tampered with or abused, the unit can be returned prepaid to the factory and be repaired free of charge. After three years, the unit will be repaired for a nominal **service charge. Limited warranty is in lieu of all other warranties, expressed or implied, including any implied warrantability of merchantability.** No representative or person is authorized to assume for MS SEDCO any other liability in connection with the sale of our products. All warranties are limited to the duration of this written limited warranty. In no event shall MS SEDCO be liable for any special, incidental, consequential or other damage arising from any unclaimed

breach of warranty as to its products or services.

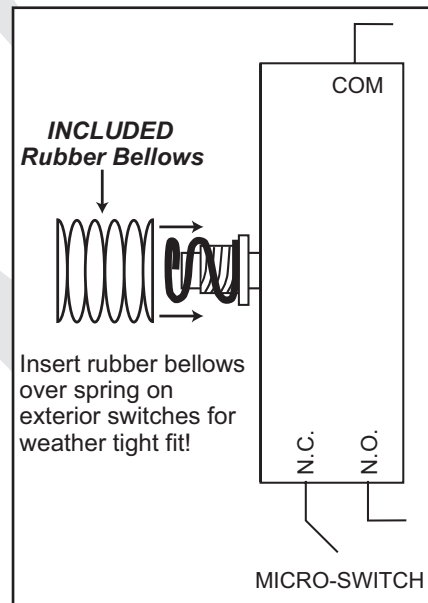
Maintenance

MS SEDCO recommends that all maintenance and adjustments be performed by an AAADM Certified Technician.

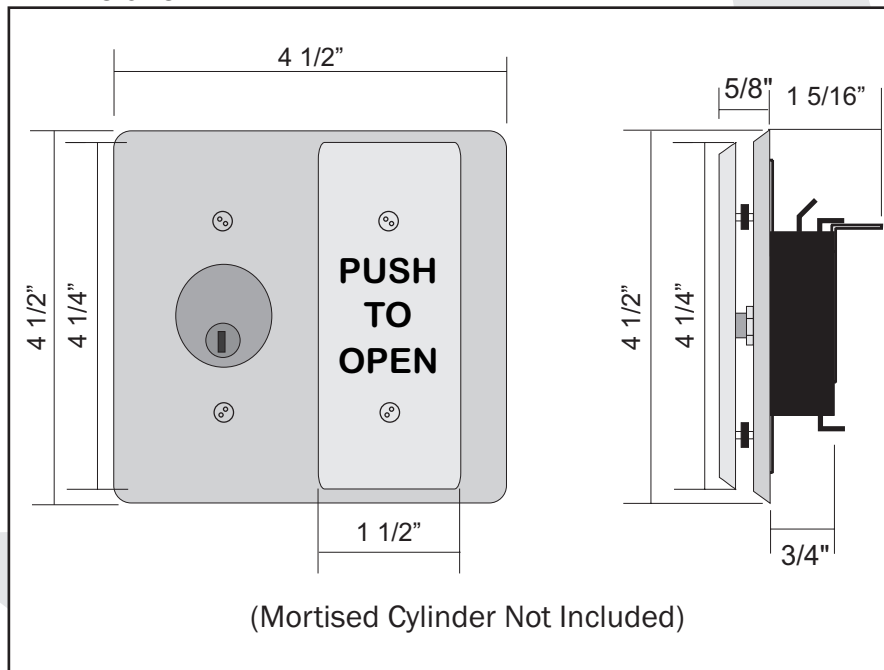
Technical Services

MS SEDCO's staff of factory trained sales and service personnel offer design assistance and technical support. Local distributors are also available to assist in selecting appropriate devices for specific uses and to provide onsite installation.

BELLOWS DIAGRAM



DIMENSIONS



82008