



ENGINEERED FOR MOTION

2011
Door
Product
Brochure

317-842-2545




Company Overview

A History of Innovation and Customer Service.

MS Sedco has a record of innovation dating back more than 30 years, with industry breakthroughs such as the first universal-mount switch, the first Doppler-shift radar detector for automatic doors, and the first wireless products with field-selectable frequencies. That commitment to new product development continues with the world's first touchless wireless switch (see below).

MS Sedco's industry-leading SafePath™ sensors, Sedco™ switches, ClearPath™ wireless communication, and auxiliary products are designed to work with any complimentary system, and to meet the quality and price specifications of the most demanding customers, including the White House.

It is customer service that truly sets MS Sedco apart, from quick shipping to switch faceplate customization with no minimum quantity, to a personal touch handling technical questions, you can count on MS Sedco to be your partner in automatic door safety and security.



AccuGuard BP2



DB11



GD11S

AccuGuard Safety Beam Products

MS Sedco's AccuGuard line of infrared safety beams produces an actuation signal when the beam is broken. The BP2 is a modular-style system for sliding doors. The DB11 retrofits applications where a square beam cutout is present. Finally, the GD11S is a surface-mount beam system, often used with swing doors, industrial doors and gates. Brackets are available for the GD11S for use with overhead doors.



Sedco Switches



Sedco 59 Series

The 59 Series push plate switches are designed to provide reliable activation of any automatic door. The 59 Series features 4" square face plates in either stainless or a blue powder-coated aluminum faceplate, with a 4-1/2" backplate to eliminate wall damage, and is designed to fit single-gang, 2-gang, or surface mount boxes with no adapters necessary. All 59 Series switches ship standard with tamper-resistant screws.

FEATURES & BENEFITS

- 4" X 4" all active faceplate
- 4-1/2" X 4-1/2" formed stainless steel backplate
- Includes tamper-resistant screws
- Includes rubber bellows for increased weather protection
- Fits single or 2-gang electrical boxes or MS Sedco surface box

AVAILABLE OPTIONS

- Architectural finishes (US3, US4, US10, US10B, US32)
- Customized faceplates (including logos and/or text)



Sedco 59R4 Series

The 59R4 Series push plate switches offer the benefits and options of the 59 Series, but come with a round 4" push plate and round 4-1/2" backplate. All faceplate styles available with the 59 Series are available on the 59R4.



Sedco 59J Series

The 59J Series push plate switches offer the benefits and options of the 59 Series, but are designed for mounting into a jamb or optional surface box.



Sedco 59R6 Series

The 59R6 Series push plate switches offer the benefits and options of the 59 Series, but come with a round 5-1/2" push plate and round 6" backplate. All faceplate styles available with the 59 Series are available on the 59R6.



Sedco 59V Series

The 59V Series push plate switches offer the benefits and options of the 59 Series, and includes two jamb-style faceplates with a 4-1/2" stainless backplate. The 59V Series is designed to be installed in a vestibule and has the ability to activate two automatic doors independently.



59-P



59-H




59-HSS



59-W



59-WSS



59-PLAIN



Custom—Available in All Sizes & Styles

***NOTE:** Face plate legends shown on this row are available for the 59R4, 59R6 and 59J Series Switches.



Sedco Switches



49J 49L 49L-H 49L-I

Sedco 49 Series Illuminated Push Plate Switches

The 49 Series Illuminated Push Plate switches are designed to provide easy to see, reliable activation of any automatic door.

FEATURES & BENEFITS

- Illuminated Buttons
- Contact is SPDT, 5 Amp @ 30V DC
- Fits Single-gang electrical box or MS Sedco Surface Mount Box



425B-BLK 425SS-BLK 425B-RED 425SS-RED

Sedco 425 Series Economy Switches

For cases when the budget is tight, the 425 is a durable, reliable, low-cost offering. 425 button switches are jamb style switches offered in either stainless or blue faceplates, with a choice of a black or red 1" activation button.

FEATURES & BENEFITS

- Fits 1-3/4" frame or MS Sedco 1010 or 1035 surface mounting boxes
- Includes self-sticking Mylar face plate labels



614-SS 614-NSS

Sedco 614 Series Extreme Switches

The 614 Series are virtually indestructible switches designed to provide reliable activation of automatic doors in extreme environments. 614 switches feature a 1" diameter red button utilizing piezo material with no moving parts, and heavy-gauge stainless faceplates.

FEATURES & BENEFITS

- Waterproof (completely sealed)
- Weatherproof (-40 to 257 F)
- No moving parts
- Tested to 50 million cycles
- Includes tamper-resistant screws

AVAILABLE OPTIONS

- 4 1/2" square faceplate for wall mounting
- 1 11/16" wide faceplate for jamb mounting



830-N 830 830-L

Sedco 830 Series Keyswitches and Combo Keyswitches & Push Plate Switches

The 830 Series heavy-duty keyswitches are used to momentarily activate or turn on and off low-voltage electrical devices. They are commonly used to turn an operator or any activation device on and off, and provide for secure activation of an automatic door.

FEATURES & BENEFITS

- Operates with 1 1/8" - 1 1/4" mortise cylinder with Adams-Rite cam
- Includes tamper-resistant screws
- Rubber bellows included for push plate switch for weather protection



830-59J-HSS 830-59J-H

The 830 combo switches features a key cylinder along with 59J faceplate. The keyswitch and push plate switch can be set up to work independently, or the cylinder can be used as an economical way to secure the push plate switch in after hours applications.

AVAILABLE OPTIONS

- Momentary or Maintained contact switch
- Single-gang and jamb mount faceplates available for keyswitch
- Variety of push plate styles and finishes available



Sedco Switches



1078-P

1078-H

Sedco 1078 Series Switches

With a projection of only 1/4" from the wall, the 1078 offers a low-profile alternative to the standard 4-1/2" square actuation switch. The 1078 features a 2" X 3" active pushplate available in either blue or black.

FEATURES & BENEFITS

- 2" X 3" active faceplate
- 4-1/2" X 4-1/2" formed stainless steel backplate
- Includes tamper-resistant screws
- Fits 2-gang electrical boxes or MS Sedco surface box

AVAILABLE OPTIONS

- Customized faceplates and/or back plates (including logos and/or text)



608

628

514

Sedco Bollards

Sedco bollards provide a means to install a door activating device in a free standing unit that can be installed in almost any location. The 608 and 628 bollards are made of 5" tubular steel that is 1/8" thick, and feature an integrated switch prep compatible with the 59 Series, 59V Series, and other switches. The 628 is a dual-switch bollard. The 514 Series is a 2" X 2" post compatible with jamb-width switches. The 514 features a welded top, while the 608 and 628 feature a rugged polycarbonate cap that allows for maximum wireless transmissions.

FEATURES & BENEFITS

- LongLife™ finish consisting of rust-inhibitor coat and industrial grade powder coat
- ABS rust shield to protect against rust at base of unit

AVAILABLE OPTIONS

- Available with switches or wireless switches pre-installed
- Surface External Foot providing increased stability and easier installation
 - 608/628 option (9" x 9" foot)
 - 514 (standard feature—5 3/4" x 5 3/4" foot)

One and Two Piece Mounting Boxes

MS Sedco's unique two-piece surface boxes provide easy access to the battery for wireless applications, greatly simplifying maintenance.

All mounting boxes are exterior grade polycarbonate surface mounting boxes designed so the switch will recess mount for superior weather protection and to eliminate potential snagging.



1010



1020



1025



Sedco Touchless Switch Solutions



216

216-N

216-L

Sedco 216 Series Touchless Switches

The 216 Series touchless switches are active infrared devices for automatic door activation. They are ideal for hospital and restroom use, and are available with three sizes of faceplates.

AVAILABLE OPTIONS

- 4 1/2" square faceplate
- 216-L for single-gang faceplate
- 216-N for jamb mounting

FEATURES & BENEFITS

- ADA-compliant hands-free operation
- Adjustable hold time (0-5 seconds)
- Adjustable operating distance (6-30")
- 12 to 24V AC or DC operation
- Stainless faceplates with laser etched legend
- Includes tamper-resistant screws



216TX

Sedco 216TX WIRELESS Touchless Switch

MS Sedco is pleased to introduce the 216TX, which combines all the versatility of wireless with the hygienic and anti-microbial benefits of a touchless switch. The 216TX ships complete in a 1020 surface box with the transmitter included.

The 216TX features all the benefits associated with MS Sedco's ClearPath™ line of wireless products: field-selectable frequencies, a minimum of 1-second transmission time, and a two-piece surface box which allows for easy access to the battery. Like the standard 216, the maximum range for hands free detection of the 216TX is adjustable.



216-RK Retrofit Kit

Sedco 216-RK Retrofit Kit for Converting Mechanical Actuators to Touchless

The 216-RK is a retrofit kit designed to allow the use of the 216 "Touchless" switches as a replacement for existing push-plate switches, without the need for additional wiring.

Upgrading standard automatic door actuators to touchless switches has traditionally been an arduous process. Past touchless switches have required four wires – two for power and two for activation, while mechanical switches only require two activation wires. Therefore, upgrading to touchless switches has required costly wire runs.

The 216-RK contains a new version of the 216 touchless switch designed to operate off of two wires only, and a module placed in the header. Two switches (one of each side of the door) wire to this module, along with a power source (12-24 V AC or DC) and an activation output.

Hands-free operation makes this kits ideal for handicap accessibility and Knowing Act Doors. Other applications include bathroom door and clean room door activation where a sterile environment is needed.



SafePath™ Sensors



SafePath™ *microStar™ M* Motion Sensor

The microStar M represents MS Sedco's latest innovation in microwave motion detection and door activation. The microStar M features Human Presence Radar™ (HPR™), and offers unparalleled protection to even the slowest moving pedestrians from doors closing prematurely. The microStar M is the first motion sensor to feature an "installation mode," which allows the installer to set the detection area without having to physically activate the door.

AVAILABLE OPTIONS

- Rain Cover
- Universal Mounting Bracket

FEATURES & BENEFITS

- Fits 1-3/4" door frames
- Install mode lets detection pattern be set without cycling door(s)
- Multi-axis pattern adjustment (left/right; in/out)
- Visible LEDs to verify activation in normal operating mode
- HPR™ provides additional level or protection after initial door activation
- UV Stabilized ABS plastic enclosure
- Adjustable unidirectional & bi-directional detection
- Narrow and wide pattern antennas included



SafePath™ DH100 Motion and Presence Sensor

The DH100 is an active infrared motion and presence sensor utilizing the floor reflective method for sliding-door activation and safety. The DH100 is flexible and easy to set up.

AVAILABLE OPTIONS

- Rain Cover

FEATURES & BENEFITS

- 5 rows of 40 individual detection zones providing a dense rectangular pattern
- Adjustable pattern width and depth



SafePath™ DH94D Presence Sensor

The DH94D is designed for shallow-approach sliding doors, and provides safety protection with active infrared detection utilizing the floor reflection method.

AVAILABLE OPTIONS

- Rain Cover

FEATURES & BENEFITS

- 4 rows of 32 individual detection zones providing a dense rectangular pattern
- Adjustable pattern width and depth



SafePath™ DH98i Presence Sensor

The DH98i is an active infrared motion and presence sensor utilizing the floor reflection method for industrial door activation and safety, and can be mounted up to 13 feet high.

AVAILABLE OPTIONS

- Universal mounting bracket
- Mounting plate for attaching to 2" door frames
- Rain Cover

FEATURES & BENEFITS

- 4 rows of 32 individual detection zones providing a dense rectangular pattern
- Adjustable pattern width and depth
- Four hold time settings including infinity





SafePath™ Sensors



SafePath™ DH97 Presence Sensor

The DH97 is an active infrared presence sensor utilizing the floor reflective method for all types of automatic door safety, and is especially popular in swing-door applications.

FEATURES & BENEFITS

- 4 rows of 32 individual detection zones providing a dense rectangular pattern
- Adjustable pattern width and depth

AVAILABLE OPTIONS

- Universal mounting bracket
- Mounting plate for attaching to 2" door frames
- Rain Cover



SafePath™ SSS-3 Door Mounted Safety Sensor

The SSS-3 active infrared sensor is designed to be installed on swing, bi-fold, or revolving door panels and provides safety protection within the path of the door. The SSS-3 mounts near the top of the door out of harms way. It is available with multiple sensor modules to accommodate various widths of doors.

FEATURES & BENEFITS

- Adjustable detection angle, distance, and width
- Easy dip switch set up



SafePath™ ID20 Industrial Motion Sensor

The ID20 motion sensor is a microwave sensor for use with industrial doors. The ID20 is capable of detecting vehicles and equipment up to 60 feet away, and can be mounted up to 20 feet above the floor. Its maximum pattern size is approximately 18 feet wide at 60 feet from the unit.

FEATURES & BENEFITS

- Selectable approach-only or depart-only detection to avoid unwanted door openings
- Speed selectable switch can be set to detect vehicles and/or pedestrians
- Sealed aluminum, weather-proof housing



SafePath™ DH17i Industrial Door High-Mount Motion or Presence Sensor

The DH17i is an active infrared sensor designed for use with industrial doors, typically installed at heights from 10 to 20 feet. It can provide either motion or presence detection as far as 20 feet from the door thanks to a flexible housing that can adjust to a variety of applications.


FEATURES & BENEFITS

- 4 rows of 24 individual detection zones to provide a sensing area comparable to an in-ground loop detector
- Selectable motion or presence detection
- Adjustable pattern width and depth
- Four hold time settings including infinity





ClearPath



Radio Control Products



ClearPath™ Radio Control Products

ClearPath™ products are the industry's only wireless products that feature three selectable frequencies to minimize the chances of field interference: 300 MHz, 390 MHz, or HDRC™. TX transmitters feature a transmission time set to the maximum allowable by the FCC, so even if an actuator switch is only tapped, the transmitter will continue to put out a signal, greatly increasing the chances of successful reception.


FEATURES & BENEFITS

- Three field-selectable frequencies
- SignalLock™ which insures the maximum allowable FCC transmission time, regardless of how long the switch is actually pressed



TX Transmitter Products

MS Sedco offers a large variety of ClearPath™ transmitters in the CP/TX variety, which include the transmitter in a surface mount with the appropriate switch. One and two-button handheld TX units are also available. Sequencing transmitters are also available, which can be used to control the opening of vestibule doors, one after the other, from either direction.



RX Receiver Products

In addition to three-selectable frequencies, RX receivers are capable of being programmed in five different modes, allowing for time delay, dual receiver mode, sequenced output mode (with 0-20 second time delay), and ratchet relay output.

AVAILABLE OPTIONS

- RXM Module for dual receiver mode or two sequenced output (with delay of up to 20 seconds) mode
- RXR Module for ratchet relay output mode



ClearPath™ Kits

ClearPath™ Kits combine transmitter and receiver products for common applications, such as single automatic entrances or vestibules.





Commander™ Series



Commander Series™ TDM

The Time Delay Module (TDM) is a multipurpose microprocessor that can be used in a variety of applications. Its open architecture allows the TDM to be used in any type of application requiring timing control of up to two outputs with up to four inputs. Both outputs are programmable for the delay time between the two outputs from 0-99 seconds, and for output duration time. Common applications for the TDM include releasing an electronic locking mechanism before opening an automatic door, or sequencing two automatic doors in a vestibule from a single input.

FEATURES & BENEFITS

- Fully field-programmable
- “Wet” output available, allowing installer to apply power directly to an electronic locking device (eliminating the need for a separate transformer)
- Diagnostic information available to installer via digital display
- Unit maintains settings in the event of a power failure

HIGH-CURRENT VERSION AVAILABLE



Commander Series™ RLM

The Relay Lockout Module (RLM) prevents the safety sensor from reactivating a swing door(s) during the closing cycle. The RLM is equipped with Intelligent Door Position™ monitoring circuitry that will automatically identify a swing door's open and closed positions and “learn” the closing time, speeding installation time. The RLM can be used with older operators not equipped with a safety circuit, providing an economic upgrade alternative to replacing the door's operator controls.

AVAILABLE OPTIONS

- RLM-SE – a set of TX & RX sensor heads with 15' cables
- RLM KIT – includes the RLM module with safety beams



Commander Series™ SAM

The Secondary Activation Module (SAM) provides secondary activation for “knowing act” doors. Secondary activation is required for full-energy automatic doors and optional for low energy doors. Intelligent Door Position™ Monitoring determines the timing for turning on and off an approach sensor after initial door activation while simultaneously monitoring the overhead safety sensor and locking out its signal during the door's closing cycle. The SAM provides a single source for control of an activation switch,

an approach (secondary activation) sensor, and an overhead safety sensor.





Accessory Products

Accessories

MS Sedco offers a number of accessory products, including surface-mount boxes, escutcheon plates for round switches, and bilingual door decals. Some examples of these accessories are shown below.

Door Safety Decals

Self-sticking, exterior grade decals meet the requirements of ANSI A156.10 & A156.19. Labels are available in English only or English/Spanish.

MSS-5
White & Blue



MSS-13
Red & White



MSS-2
Yellow & Black




MSS-6
Red & White



MSS-10
Red, Black & White
Green, Black & White



MSS-16
Yellow, Black & Blue




Decorative Escutcheons

Dress up the appearance of your MS Sedco round switch with a stainless escutcheon plate. Plates are available for the R4 and R6 switches, and can be mounted directly to the wall or to a single or 2-gang electrical box.



Guide Rails, Bumper Guards & Finger Guards

MS Sedco is pleased to offer guide rails, bumper guards, and finger guards. Double line wall-mounted and free-standing rails are available in a variety of offerings, including push-plate switch ready, and custom rails are available. Rails and bumper guards are constructed of 6063-T6 aluminum alloy, and are available in both a clear anodized or dark bronze finish, and are rectangular in shape (1-3/4" wide by 1/2" thick). Face applied finger guards are available in gray or black for a 7' door, and a black vinyl guard is available for 7', 8', or 10' center-hung doors.





ENGINEERED FOR MOTION

Product Line Summary

Sedco Switches

- 4 1/2" Square (59 Series)
- 4 1/2" Round (59R4 Series)
- 6" Round (59R6 Series)
- Narrow Style (59J Series)
- Vestibule Style (59V Series)
- Illuminated Push Plate Switches (49 Series)
- Button, Economy (425 Series)
- Low-Profile (1078 Series)
- Wireless Infrared "Touchless" (216TX)
- Heavy Duty Keyswitch (830 Series)
- Combination Keyswitch/Door Switch (830/59J Series)
- Extreme Switch: Weatherproof, Waterproof, Shockproof (614 Series)
- Posts for Push Plate Switches, Heavy Duty (608 Series, 628 Series, 514 Series)
- Decorative Escutcheons and Surface Boxes

Sedco Touchless Switch Solutions

- Infrared "Touchless" (216 Series)
- Wireless Touchless Switch (216TX)
- Retrofit Kit for Converting Mechanical Actuators to Touchless (216-RK)

SafePath™ Pedestrian Door Sensors

- Motion Sensor: Microwave with HPR™ (microStar M)
- Presence Sensor: FRM-AI with MPI, 2-row IR Pattern (DH94-2)
- Presence Sensor: FRM-AI with MPI, 4-row IR pattern (DH97)
- Presence and Motion Sensor: FRM-AI with MPI, 5-row pattern (2 motion, 3 presence) (DH100)

SafePath™ Industrial Door Sensors

- Motion Sensor: Microwave with HPR™ (microStar M)
- Motion Sensor: Microwave, long range (ID20)
- Motion and Presence Sensor: FRM-AI with MPI, 4-row IR pattern (DH98i)
- Motion and Presence Sensor: FRM-AI with MPI, 4-row pattern (DH17i)

AccuGuard™ Safety Beams

- Modular, AccuGuard (BP2)
- Surface Mounted (GD11S)
- Recess Mounted (DB11)

ClearPath™ Radio Control Products (FCC Licensed)

- Transmitters: (CP/TX, CP/TX-J, CP/TX-R4, CP/TX-R6 and CP/TX-HH)
- Transmitters: Sequencing (CP/STX, CP/STX-R4, CP/STX-R6 and CP/STX-J)
- Transmitter: HDRC; Dual Transmitters (CP/TX-V)
- Wireless Infrared "Touchless" (216TX)
- Receiver: HDRC; Multi-mode (CP/RX)

Commander™ Series

- Universal Time Delay Module (TDM)
- High-Current Universal Time Delay Module (TDM-HC)
- Relay Lockout Module (RLM)
- Secondary Activation Module (SAM)

Accessories

- Door Safety Decals (English & English/Spanish)
- Boxes, Switch Mounting (One & Two Piece Boxes)
- Escutcheon Plates
- Guide Rails, Bumper Guards & Finger Guards

NOTE: All MS Sedco products meet or exceed appropriate ANSI/BHMA A156.10 and A156.19 guidelines.

Specifications subject to change without notice. All product names, company names, and company logos mentioned/shown herein are the properties of their respective owners and are used solely for informational purposes.

MS SEDCO

8701 Castle Park Drive
Indianapolis, Indiana 46256
Phone: 317-842-2545
Fax: 317-849-3387
www.mssedco.com
email: custsvc@mssedco.com

For more information, please contact your MS SEDCO representative at: